

ADAPTIVE H.264 VIDEO TRANSMISSION OVER 802.11 INTER-VEHICULAR AD HOC NETWORKS

*Paolo Buccioli, Enrico Masala, Juan Carlos De Martin**

Dipartimento di Automatica e Informatica / *IEIIT-CNR
Politecnico di Torino, Corso Duca degli Abruzzi 24, 10129 Torino, Italy
Phone: +39-011-564-7036 / -5421, fax: +39-011-564-7099
E-mail: [paolo.buccioli | masala | demartin]@polito.it

ABSTRACT

This paper focuses on video communications in inter-vehicular environments using the 802.11 ad hoc network protocol. In the first part of the work we present the results of transmission experiments between two cars equipped with 802.11 devices in two typical driving scenarios, urban and highway. Various video bitrates and packetization policies have been tested. The results show that the two scenarios differ in terms of link availability and SNR. Moreover, the video quality measured at the receiver by means of the PSNR value shows that the best packetization policy depends on the scenario. Building on these results, we design an algorithm which adapts the video packet size to the current driving conditions to improve the efficiency of the video transmission. Consistent perceptual quality gains in terms of PSNR value (up to about 3 dB) are achieved with respect to a fixed-policy transmission technique.

1. INTRODUCTION

Inter-vehicular wireless communications are expected to gain popularity in the next few years, as shown by the numerous research projects which are currently under development (e.g. [1, 2, 3]), Potential applications of inter-vehicular communications include, for instance, multi-vehicle-based visual processing of road information, multi-vehicle radar systems for obstacle avoidance and automatic driving. Inter-vehicular networks will also make a new class of applications possible, for instance ‘swarm’ communications among cars traveling along the same road, network gaming among passengers of adjacent cars and virtual meetings among coworkers traveling in different vehicles.

Protocols specifically aimed at inter-vehicular communications have been recently proposed, such as WAVE and

its ancestor DSRC [4, 5, 6]. These solutions, however, require the development of new standards and devices, hence their deployment will take some time. In the meantime, several researchers are studying the applicability of currently available wireless networking protocols, such as the widely used 802.11 Wireless Local Area Network standard, to inter-vehicular communications.

Due to the relative novelty of the application, few efforts have been devoted so far to study and simulate 802.11 inter-vehicular networks. Some works focused on simulations to assess the performance of inter-vehicular transmissions compared with other access schemes such as UTRA TDD ad hoc [7]. Others addressed networking issues such as routing specifically for the inter-vehicular scenario. However, few experimental results of 802.11-based inter-vehicular transmissions have been presented. Transmission experiments between two cars equipped with an external antenna have been presented in [8]; in this work, the performance of a generic UDP data transmission is evaluated by means of the Signal-to-Noise Ratio and throughput in different driving scenarios. Other works focused on vehicles communicating with a roadside access point [9].

The main contribution of this paper is twofold. First, we present results of 802.11b-based multimedia transmission experiments between two vehicles, for different traffic conditions and driving scenarios as well as for various bitrates and packet sizes. Then, building on these results, we design an heuristic algorithm to improve the video quality performance at the receiver. The algorithm optimizes the transmission performance adapting the packet size to the characteristics of the particular driving scenario. In this work, different performance metrics have been monitored and reported, such as the packet loss rate, the link availability and the received SNR, as well as the perceptual video quality of the transmission using the PSNR distortion measure.

This paper is organized as follows. Section 2 describes the 802.11 inter-vehicular transmission scenario, while Sec-

This work was supported in part by Nagoya University, Nagoya, Japan.

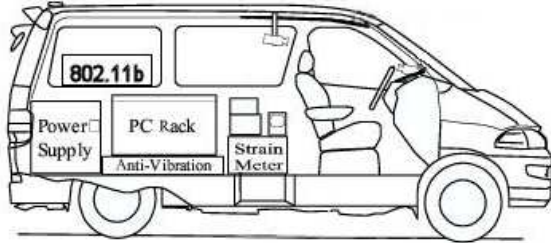


Fig. 1. Data collection vehicle used during the experiment.

tion 3 presents the codec setup for video streaming including the packetization policies. Section 4 reports the results of plain video transmission experiments in various conditions, showing the influence of the packetization policy on the performance. In Section 5 the proposed adaptive algorithm is described, while the corresponding performance results are reported in Section 6. Finally conclusions are drawn in Section 7.

2. INTER-VEHICULAR TRANSMISSION SCENARIO

We performed transmission experiments between two vehicles in different environments, at various speeds and inter-vehicle distances. The first vehicle, a van (Figure 1) donated by Toyota Corp. to Nagoya University for the CIAIR Project carries a laptop with one PCMCIA 802.11b card (device #1). The second vehicle is a car which carries another laptop equipped with two 802.11b wireless cards (#2 and #3). Figure 2 shows our experimental video streaming testbed. Device #1 acts as the video receiver while Device #2 is the video transmitter. Both devices operate using the 802.11 ad hoc mode, i.e. without relaying on any access point. Device #3 is used to monitor the transmission between the two devices. This device has been configured to operate in monitor mode, thus it records all the traffic, including MAC acknowledgment packets, and it is useful to determine packet losses and SNR information. We used a third card for monitoring because enabling the monitor mode on Device #1 or #2 would prevent them from operating communications normally, hence the need of a sepa-

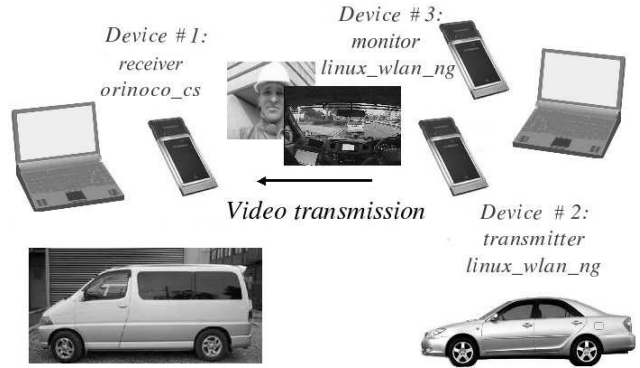


Fig. 2. The experimental testbed. The video flow is transmitted from the car to the van.

rate card. Both laptops run the Linux kernel version 2.4. The main characteristics of the wireless devices including the drivers are listed in Table 1. All devices have been set to use the RTS/CTS mechanism and the MAC-level ARQ retry limit is set to the default value (eight).

No external antenna has been used, because we decided to test a scenario composed by portable devices which do not need complex set-up operations, such as placing an external antenna. For instance, they could simply be a PDA equipped with a wireless network interface.

We used the software known as *ethereal*, which is based on the *libpcap* library, to monitor the wireless communications. All wireless devices used during the experiments are based on the Prism II chipset. These chipsets, with the appropriate kernel support [10], can also report the received signal quality for the captured packets. This required to enable the *raw dumping* and *prism header* features in both the *ethereal* software and the driver module, so that the signal quality could be read and stored. We measured the received SNR at both devices #1 and #3.

3. H.264 VIDEO STREAMING

The state-of-the-art video coding standard known as ITU-T H.264 [11] has been employed for video compression. This standard is designed to decouple the coding aspects from the bitstream adaptation to the particular characteristics of the transmission channel. The part of the standard that deals with the coding aspects is called Video Coding Layer

Table 1. Main characteristics of the wireless nodes.

Device ID	#1	#2	#3
Function	Receiver	Transmitter	Monitor
Interface	PCMCIA	PCMCIA	USB
Card type	802.11b	802.11b	802.11b
Manufacturer	Buffalo	Asus	D-Link
Model	Melco	WL-100	DWL-120
Driver name	Orinoco_cs	Wlan_ng	Wlan_ng

Table 2. Main characteristics of the test video sequences.

Sequence	<i>foreman</i>		<i>foreman</i>		<i>paris</i>	
Resolution	QCIF (176×144)		QCIF (176×144)		CIF (352×288)	
Frame rate (fps)	10		15		20	
Target bitrate (kbit/s)	150		300		600	
Flow ID	S1	L1	S2	L2	S3	L3
Maximum packet size (bytes)	560	750	560	750	750	1200
PSNR (Y) (dB)	37.51	37.54	40.78	40.66	35.68	35.68
Actual bitrate (kbit/s)	148.5	151.2	304.5	300.8	607.2	594.0
Total number of packets	1050	780	2010	1500	1050	780
Packet frequency (packets/s)	35	26	67	50	100	62
Amount of padding (%)	17.94	23.31	13.04	18.43	13.84	13.63

(VCL), while the other is the Network Adaptation Layer (NAL). In our experiments we used the NAL designed to transport the compressed data over the IP network [12].

We employed the video coding software known as JM 6.1e, modified to be robust to packet losses. A temporal concealment has been implemented, so that the content corresponding to a lost packet is replaced with the same area in the previous frame, that is already stored in the decoder picture buffer. Packet losses can be detected at the decoder by means of the RTP sequence number. We coded the standard video sequences known as *foreman* (QCIF format) and *paris* (CIF format) using different bitrates and packet sizes, as shown in Table 2. A total of six different RTP video flows have been generated, with different characteristics in terms of bitrate and packet size. For simplicity's sake, the packet size was kept constant for each particular transmission experiment to simplify the interaction with the client/server software suite that we used to perform the transmission experiments. For this reason, sometimes the video encoder could not completely fill the packets. The amount of padding is shown in the last row of Table 2.

We used the *rude/crude* packet generation suite [13] to perform the transmission experiments. This suite is a complete and open source client/server solution to generate customized UDP streams. Several flows, whose characteristics are reported in Table 2, have been transmitted during the experiments. The transmission of each flow has been repeated 50 times to achieve statistically significant results.

Two different packetization policies have been used for each target bitrate. The flows denoted by S are characterized by a small maximum packet size and consequently a relatively high packet rate, and vice versa for the other flows (denoted by L). We used two different packetization policies because we expect that the performance of the transmission will noticeably vary depending on the driving scenario, as confirmed by the results in the next section.

4. INTER-VEHICULAR VIDEO STREAMING EXPERIMENTS

We conducted a measurement campaign in two typical driving scenarios, referred to as *highway* and *urban*, characterized by different vehicular mobility and traffic density.

In the *highway* scenario the speed limit is 55 mph. Stops are not frequent and are caused only by traffic lights. We did not experience any traffic jam. During this part of the experiment, we drove out of Nagoya city, heading to Motoyama and back, at moderate speed, and stopping infrequently. In this scenario sometimes the wireless devices could not communicate with each other, due to the high distance between the two cars.

In the *urban* scenario the average speed is low, less than 15 mph. Stop caused by traffic jams and traffic lights are frequent, while the distance between the two cars is on average smaller than in the previous case. In this part of the experiment we drove downtown Nagoya at low speed and with many cars around and between the wireless devices. Communication problems happened when the two cars were at opposite sides of an intersection or other cars were located between the two.

4.1. Channel Characteristics

The first result is that the two scenarios differ in terms of link availability and SNR at the receiver. In particular the main difference between the scenarios is given by the different amount of time in which the link is available. The link availability is determined by means of the beacon frames. We set each device to transmit one beacon frame every second, and we compute the link availability as the ratio between the number of received beacon frames over the number of transmitted ones for a given temporal window. Figure 3 shows the link availability as a function of time for the two scenarios while Table 3 summarizes the average values of link availability. In the urban scenario Devices #1 and #2 can communicate for over 97% of the time, because the cars are next to each other and proceed at low speed. In the high-

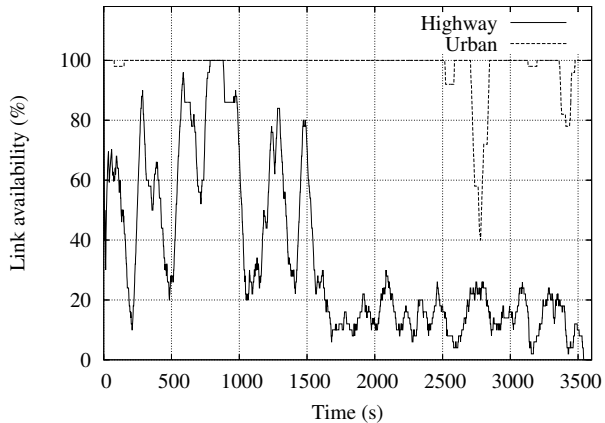


Fig. 3. Link availability as a function of time for both the highway and urban scenarios. Values are averaged on a ten-second window.

way scenario, instead, link is available for less than half of the time. To this regard, an external antenna could considerably increase the communication range of the wireless devices.

We also measured the SNR values when the link is available. Values are reported in Table 3. The average SNR when the link is available in the highway scenario is about 22.5 dB, more than 3 dB compared to the urban scenario. This fact can be explained as follows. In the highway scenario cars cause very little communication problems because they are not close as in the urban scenario. Moreover, potentially interfering devices (e.g. access points) are not as frequent as in the urban scenario. When driving in the urban scenario, instead, the number of interfering objects increases; thus we expect that the average SNR of the communication channel is lower, as confirmed by the value in Table 3.

The strong variations experienced, in terms of link availability and SNR, suggest that the optimal packetization policy should be different when environmental changes happen, to take advantage of the different bit error probability [14] which depends on the SNR at the receiver. In particular, in the urban scenario we expect that a transmission policy which privileges small packet sizes (S) results in lower error rates compared with the large packet size policy (L). In the highway scenario, instead, we expect that the transmission policy L performs better for the opposite reasons. Despite the lower link availability, in fact, the relatively high SNR value allows the error-free transmission of larger pack-

ets, leading to a greater throughput when the link is available. Moreover, it is better to exploit the channel as much as possible when the link is available because the devices can communicate for less than 34% of the time (as shown in Table 3).

4.2. Analysis of the Transmission Performance

Table 4 presents the values of packet loss rate measured when transmitting the six flows in the two considered scenarios. Note that a statistical analysis has been performed to discard outliers, as explained in [15]. The packet loss rate and goodput values in Table 4 show that the packetization policy S (small packets) experiences lower error rates than the policy L (large packets) in the urban scenario and vice versa for the highway scenario. Clearly, the goodput values present the same behavior. Note that the goodput shown in the table is defined as the amount of useful bits received (excluding retransmissions). The different behavior of the two packetization policies is clearer in the highway scenario, where switching from policy S to L increases the goodput up to 10%. In this scenario the low link availability causes packet dropping at the transmitter due to MAC-level timeout expiration; therefore, given a certain amount of data to transmit, it is better to create a lower number of large packets than a high number of small packets. In the urban scenario, instead, the nearly constant availability of the channel leads to lower packet loss rates because the loss rate due to MAC-level timeout expiration is negligible. Given a certain SNR, therefore, the packet loss rate is only function of the number of bits in the packet. This leads to smaller differences in goodput (about 2-4%, see the S- and L-flows of the urban scenario in Table 4).

We also evaluated the perceptual quality experienced by the user at the receiver, in terms of PSNR. Although the PSNR may not be the best estimator of the users' mean opinion, it is a widely accepted measure and it facilitates comparisons with other works. Results are shown in the last two columns of Table 4. Gains up to 5 dB in perceived video quality are possible in the highway scenario if the best packetization policy L (large packets) is chosen (see flows S3 and L3). In the urban scenario, as previously explained, the best packetization policy consists in sending small packets, but in this scenario the differences between the two transmission policies, although they can be significant (more than 2 dB when transmitting at 150 kbit/s), are generally smaller due to the lower average packet loss rate. It is also worth noting that, regardless of the scenario, the standard deviation values are always lower if the best packetization policy is chosen, that is, PSNR values are more consistent with positive effects on the overall quality perceived by the user.

Table 3. Average link availability and SNR.

Scenario	Average link availability	Average SNR when link is available
<i>Highway</i>	33.98 %	22.49 dB
<i>Urban</i>	97.78 %	19.14 dB

Table 4. Packet loss rate, goodput and perceptual quality values for all flows.

<i>Highway scenario</i>				
Flow ID	Packet loss rate (%)	Goodput (kbit/s)	PSNR (dB)	PSNR std. dev. (dB)
S1	9.13	139.1	32.42	7.95
L1	6.95	141.8	33.41	5.75
S2	15.79	246.9	32.53	10.29
L2	6.63	273.5	36.54	7.32
S3	21.34	460.9	26.42	4.92
L3	12.20	510.3	31.37	5.31
<i>Urban scenario</i>				
Flow ID	Packet loss rate (%)	Goodput (kbit/s)	PSNR (dB)	PSNR std. dev. (dB)
S1	1.95	150.1	35.87	3.93
L1	5.45	144.0	33.77	5.71
S2	8.84	267.2	33.57	7.75
L2	10.06	263.5	33.77	8.47
S3	7.64	541.2	32.89	3.76
L3	8.70	530.7	32.49	4.34

5. THE ADAPTIVE ALGORITHM

The results of the transmission experiments presented in the previous section suggest that it is possible to increase the video quality adapting the packet size to the instantaneous driving conditions. Hence we propose to design an algorithm which discriminates between the two considered scenarios, i.e. urban and highway. As shown in Section 4.1, those scenarios present very different characteristics in terms of the link availability value (LA). Hence we designed an algorithm which tracks the mean LA value to determine the scenario, then it accordingly decides which is the best transmission strategy. Every second the algorithm evaluates the mean LA value on a thirty-second temporal window, and then it decides which is the best transmission policy to use, i.e. the maximum packet size parameter of the video encoder. A threshold value equal to 95% of link availability has been empirically determined on the basis of the data shown in Figure 3. The pseudocode of the algorithm is reported in Table 5.

Table 5. Pseudocode of the adaptive algorithm.

```

while (true) {
  LA = update_LA_window();
  switch(policy) {
    case S:
      if (LA < 95%)
        switch_to_policy(L); break;
    case L:
      if (LA > 95%)
        switch_to_policy(S); break;
  }
}

```

6. RESULTS

This section presents the results obtained using the adaptive transmission algorithm described in Section 5. The algorithm has been tested in a time-varying scenario. For about half of the time packets are transmitted in the urban scenario, then the scenario rapidly changes into the highway one, which lasts until the end of the experiment. Three experiments using different video bitrates have been performed. The link availability values as a function of time are shown in Figure 4 for the three experiments. In all of them the heuristic threshold of 95% of link availability appears a reasonable choice.

The PSNR values are reported in Table 6. The second and third columns refer to a transmission policy in which the video packet size is decided a priori and is not varied during the experiments, while the last column of Table 6 refers to the proposed adaptive technique, which chooses the best policy (i.e. the packet size) using the algorithm described in Section 5. As expected, the performance is higher than any of the fixed-policy techniques. These results show that the adaptive technique, compared with the fixed-policy techniques, provides performance gains up to 3.3 dB, depending on the bitrate and the considered fixed-policy technique. The gain for the 600 kbit/s transmission also shows that the performance of 802.11 inter-vehicular transmissions may be

Table 6. Overall results for each policy in terms of PSNR.

Bitrate (kbit/s)	Transmission Policy		
	Fixed (S)	Fixed (L)	Adaptive
150	35.06	34.38	35.32
300	35.41	36.05	36.11
600	23.88	27.02	27.21

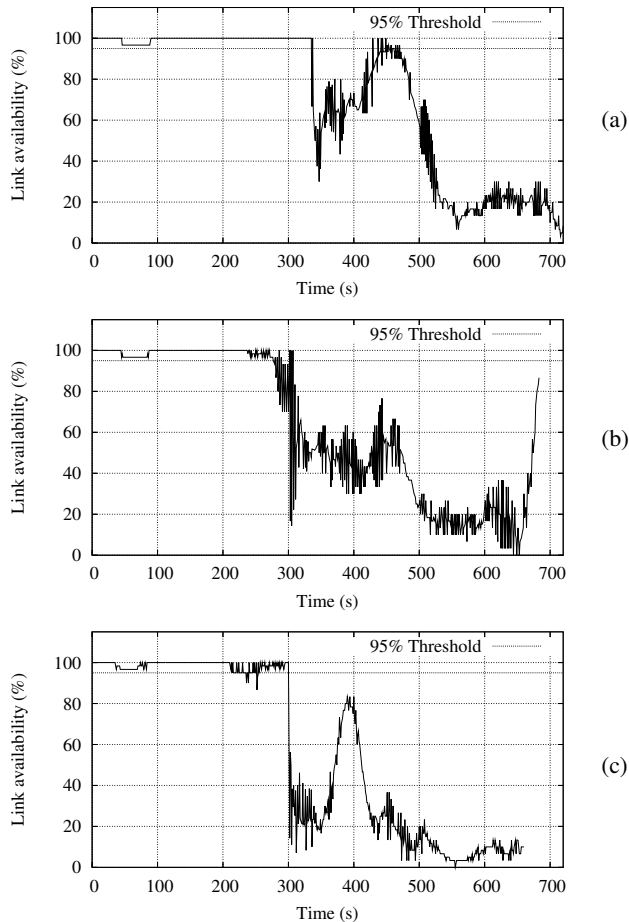


Fig. 4. Link availability as a function of time for the three transmission experiments using the adaptive algorithm: at 150 kbit/s (a), at 300 kbit/s (b), at 600 kbit/s (c).

very sensitive to variations of the packet size, demonstrating that it may be very difficult or impossible to determine a generally valid fixed video packet size. More experiments are, however, needed to validate and further improve the presented technique in different driving conditions.

7. CONCLUSIONS

In this paper we presented the results of 802.11b-based inter-vehicular video transmission experiments in two typical driving scenarios, urban and highway, for various bitrates and packet sizes. The tests showed that each scenario presents peculiar characteristics in terms of link availability and SNR, which can be exploited to develop more efficient applications. Moreover, the video quality measured at the receiver by means of the PSNR value shows that the best packetization policy depends on the scenario. Building on these results, we optimized the performance of video transmissions, designing an algorithm which adapts

the packet size to the characteristics of the particular driving scenario. Perceptual quality results showed that consistent quality gains in terms of PSNR value (up to 3 dB) can be achieved with respect to a fixed-policy transmission technique.

8. ACKNOWLEDGMENTS

The authors are grateful to the leader of the project Prof. Fumitada Itakura, as well as to Prof. Kazuya Takeda and Prof. Nobuo Kawaguchi.

9. REFERENCES

- [1] "Self-Organizing Traffic Information System Home Page," <http://www.et2.tu-harburg.de/Mitarbeiter/Wischhof/sotis>.
- [2] "Car 2 Car Communication Consortium," <http://www.car-2-car.org>.
- [3] "Spectrum Efficient Uni- and Multicast Services over Dynamic Multi-Radio Networks in Vehicular Environments," <http://www.ist-overdrive.org>.
- [4] "DSRC Home Page," <http://www.leearmstrong.com/DSRC/DSRCHomeset.htm>.
- [5] C. Cseh, "Architecture of the Dedicated Short-Range Communications (DSRC) Protocol," in *Proc. IEEE Vehicular Technology Conference (VTC)*, May 1998, vol. 3, pp. 2095–2099.
- [6] H. Oh, C. Yae, D. Ahn and H. Cho, "5.8 GHz DSRC Packet Communication System for ITS Services," in *Proc. IEEE Vehicular Technology Conference (VTC)*, Sept. 1999, vol. 4, pp. 2223–2227.
- [7] H. Rohling A. Ebner and L. Wischhof, "Performance of UTRA TDD ad hoc and IEEE 802.11b in vehicular environments," in *Proc. IEEE Vehicular Technology Conference (VTC)*, 2003.
- [8] J.P. Singh, N. Bambos, B. Srinivasan and D. Clawin, "Wireless LAN Performance Under Varied Stress Conditions in Vehicular Traffic Scenarios," in *Proc. IEEE Vehicular Technology Conference (VTC)*, Sept. 2002, vol. 2, pp. 743–747.
- [9] J. Ott and D. Kutscher, "Drive-thru Internet: IEEE 802.11b for Automobile Users," in *Proc. IEEE INFOCOM*, 2004.
- [10] "Wireless Tools for Linux," http://www.hpl.hp.com/personal/Jean_Tourrilhes/Linux/Tools.html.
- [11] ITU-T Rec. H.264 & ISO/IEC 14496-10 AVC, "Advanced video coding for generic audiovisual services," *ITU-T*, May 2003.
- [12] S. Wenger, "H.264/AVC over IP," *IEEE Transactions on Circuits and Systems for Video Technology*, vol. 13, no. 7, pp. 645–656, July 2003.
- [13] "The Rude & Crude Project Home Page," <http://rude.sourceforge.net/>.
- [14] E. Masala, C. F. Chiasserini, M. Meo, and J.C. De Martin, "Real-time transmission of H.264 video over 802.11-based wireless ad hoc networks," in *Proc. Workshop on DSP in Mobile and Vehicular Systems*, Nagoya, Japan, April 2003.
- [15] P. Buccioli, E. Masala, and J.C. De Martin, "Performance evaluation of H.264 video streaming over inter-vehicular 802.11 ad hoc networks," in *Proc. of IEEE Int. Symp. on Personal Indoor and Mobile Radio Communications (PIMRC)*, Berlin, Germany, September 2005.